



Multipole connectors

S P A R E P A R T S



DISCLAIMER

The information provided in this Catalogue is valid at the date of publication.

Updated information may be available online at <https://www.ilme.com>:

- Q checking the relevant section of ILME website for latest release of this Catalogue;
 - Q consulting the specific online product data sheet;
 - Q checking the latest Certifications available for download.
-

THE TRADITION OF INNOVATION SINCE 1945

ILME designs and manufactures complete solutions for industrial connections.

Headquartered in Milan and with subsidiaries in the key countries driving the progress of automation, ILME is an industry leader in the main world markets.

People are vital to success and growth at ILME, sharing a passion for innovation, utmost responsibility and participation.

The Company is committed to developing technology in the areas that most impact the future of the industries it serves: original solutions and safe wiring, research on the most suitable materials, rapid turnaround and readily available services while striving for energy saving and environmental safeguard.

COMMITMENT TO INDUSTRY

Technological innovation is the main pillar of ILME competitiveness.

In the electrical connection sector of industrial automation, characterized by the need for top performance and reliability, ILME is an acknowledged leader with its own patents, and a global benchmark supplier of major companies worldwide.

ILME offers a fully integrated range of high-quality products and services for every type of connection to suit any application requirements.



AUTOMATION



RAILWAY



ENERGY



MARINE



FOOD
& BEVERAGE



AGRONOMY



OUTDOOR



HEAVY VEHICLES



LIGHT
& SOUND



PLASTICS



CHEMICAL



AIRPORTS



Design, manufacture and distribution of industrial electrical equipment (IAF 19)
Certificate No. 50 100 11133

IMPORTANT NOTES

Strictly tied to our general selling conditions

- 1 ILME designs and manufactures complete solutions for Heavy Duty electrical power connections.
The connector (although offered to the user as a variety of elements, usually inserts and enclosures, to allow the selection of the ideal combination) has been **designed as a complete connector** and tested to be compliant with the essential safety requirements of the EU Low Voltage Directive 2014/35/EU and in particular the EN 61984 standard. The design of this "whole" system guarantees that every allowed combination of inserts, enclosures and accessories cannot result as improper.

- 2 The products in this catalogue alone cannot guarantee the best functionality upon installation, as this depends also on their correct **"putting into service"** which must be performed in compliance with the applicable system safety standards and according to the "rule of the art". Therefore the effectiveness of the installation of the connector depends on the choices of the end-user who must also take into account the following safety requirements.

- 3 Connectors must **not be connected or disconnected when live or under load**.

- 4 After wiring the inserts it is necessary to **verify the continuity of the protective earth connections**.

- 5 The **correct coupling of the inserts** is guaranteed only if they are installed (with the four fixing screws supplied *) inside the corresponding enclosures or onto compatible accessories in this catalogue. ILME S.p.A. is not responsible for any different application.

- 6 Wiring of **screw-type terminal connections** must be carried out applying the correct tightening torque in order to avoid false contacts or damage to the conductor, the screw or the terminal.

- 7 **Crimping tools** and **crimp contacts** used should preferably be supplied by the same manufacturer to avoid difficulties with the insertion and retention or damaging of the contacts themselves.

- 8 Correct wiring of **spring-clamp connection inserts** is guaranteed only when the correct screwdriver indicated in the specific catalogue, or possibly on the insert, is used **.

- 9 Avoid forcing the contacts during **connection and disconnection**. Connectors must be coupled and uncoupled in the axial direction with respect to the contacts, without bending and pulling the attached conductor bundles or cables.

- 10 Installation of two **inserts side by side**, in enclosures with two bays, must respect the polarity drawing marked on the insert (or the contact side view, as shown in this catalogue) to avoid inverted coupling.

- 11 Installation of two or more identical **connectors side by side** is recommended only with the use of **coding pins** in order to avoid mismatched couplings.

- 12 In order to keep the declared **degree of protection** (IP code according to EN 60529, or Enclosure Type Rating according to ANSI/UL 50E), enclosures must be completed with cable glands and/or other accessories with at least an equal degree of protection.

- 13 Moreover, the declared **degree of protection** (IP code according to EN 60529, or Enclosure Type Rating according to ANSI/UL 50E) is guaranteed when the enclosures, complete with inserts, are coupled and locked with their locking levers (or devices).

- 14 Connector inserts and their enclosures are generally compatible with similar/equivalent products from other manufacturers, according to the last samples tested. Full compatibility cannot be guaranteed in the event of technical changes made by other manufacturers. In particular, maximum performance of IP68 enclosures (CG-MG, CGK-MGK Series) cannot be guaranteed when coupled with other manufacturers' products.

- 15 **Spare parts** are supplied in minimum quantities only with the purpose to replace damaged parts. To avoid invalidation of warranty, products should be modified or repaired only by ILME: the integrity of their functionality - e.g. their degree of protection - can no longer be guaranteed if products are modified/repared by end-users. In any case, the liability for correct choice, assembly and use is totally at charge of the installer and the end-user.

- 16 ILME S.p.A. takes no responsibility in verifying whether the components herein contained comply with any specific regulations of fields of application.


- 17 ILME cannot be held responsible for individual components in **uses other than those described in this catalogue**.
ILME cannot be held responsible for **incorrect connector selection** in relation to the environmental conditions of the application (e.g.: influence of ambient temperature, moisture, environmental pollution, etc.).

* Except one fixing screw for size 21.21 inserts, two fixing screws for size 32.13 inserts.

** Except for **SQUICH**® inserts (with spring-clamp terminals with actuator button) and **AXYR**® inserts (push-in spring terminals with actuator button) that do not require any tool to operate the terminal.








INDEX

Handles for C-TYPE lever	6
Levers for size 21.21, 32.13 and MIXO ONE enclosures	6
Levers for IL-BRID enclosures	6
Levers for V-TYPE enclosures	6
Levers for T-TYPE, T-TYPE/W and T-TYPE/H/C HYGENIC enclosures	6
Levers for COB panel support	6
Levers for JEI® enclosures housings	7
Gaskets for Rigid, C-TYPE, V-TYPE, IL-BRID and JEI® enclosures	7
Gaskets for W-TYPE, E-Xtreme® and 180 °C enclosures	7
Gaskets for EMC enclosures	8
Top gaskets for surface and bulkhead mounting housings	8
Gaskets for male 21.21 and 32.13 inserts	8
Top and flange gaskets for standard T-TYPE enclosures	8
Flange gasket for HYGENIC 21.21 enclosures	8
O-ring gaskets for MIXO pneumatic contacts	8
Gasket for CJK 8M RJ45 Universal Adapter	9
Gaskets for CYR cable passing hoods	9
Covers for hinged enclosures	9
Hinged blocks for enclosures	9
Screws	9
Fixing screw for floating frame	10
Washer for plastic floating frame	10
Screws for second protective earth terminal	10
Fixing frames for MIXO TWO enclosures	10
Protection cover	10
Fixing keys	10
Fixing tabs	10
Sleeves for female SC optical inserts and modules	10
Cords for covers	10








picture	ILME part No.	description	package
Handles for C-TYPE lever			
	CR 06 LH	Black plastic handle for single lever enclosures size 44.27	10
	CR 10 LH	Black plastic handle for single lever enclosures size 57.27	10
	CR 16 LH	Black plastic handle for single lever enclosures size 77.27	10
	CR 24 LH	Black plastic handle for single lever enclosures size 104.27	10
	CR 32 LH	Black plastic handle for single lever enclosures size 77.62	10
	CR LH	Black plastic handle for double lever enclosures size 57.27, 77.27 and 104.27	10
	CR 32 L2H	Plastic handle for double lever enclosures size 77.62	10
	CR 50 L2H	Plastic handle for double lever enclosures size 66.40	10
	CR TM	Metal handle for C-TYPE "R" cover versions	1
	Levers for size 21.21, 32.13 and MIXO ONE enclosures		
	CR 03 LK	White plastic lever for CK / MK enclosures	10
	CR 03 LKN	Black plastic lever for CK / MK enclosures	5
	CR 03 LKH	Blue plastic lever for CKH / MKH HYGENIC enclosures	10
	CR 03 LKA	Galvanized steel lever for CKA / MKA enclosures	10
	CR 03 LKAX	Stainless steel lever for CKAX / MKAX / CKX enclosures	10
	CR 03 LKAXX	Stainless steel lever for CKAXX / MKAXX enclosures	10
	CR 08 LQ	Black plastic lever for CQ 08 enclosures	10
	CR 01 LH	Stainless steel lever for MIXO ONE enclosures	10
Levers for IL-BRID enclosures			
	CR 15 LZ	IL-BRID lever for enclosures size 49.16	10
	CR 25 LZ	IL-BRID lever for enclosures size 66.16	10
	CR 06 LL	IL-BRID lever for enclosures with single lever size 44.27	10
	CR 10 LL	IL-BRID lever for enclosures with single lever size 57.27	10
	CR 16 LL	IL-BRID lever for enclosures with single lever size 77.27	10
	CR 24 LL	IL-BRID lever for enclosures with single lever size 104.27	10
	CR LL	IL-BRID lever for enclosures with double lever size 57.27, 77.27 and 104.27	10
	CR 02 LL	IL-BRID lever for MIXO TWO enclosures	10
	CR 02 LJ	Black plastic lever for MIXO TWO cover	10
Levers for V-TYPE enclosures			
	CR 06 LVX	Stainless steel lever for enclosures size 44.27	10
	CR LVX	Stainless steel lever for enclosures size 57.27, 77.27 and 104.27	10
Levers for T-TYPE, T-TYPE/W and T-TYPE/H/C HYGENIC enclosures			
	CR 06 LPA	Grey plastic lever for enclosures size 44.27	10
	CR LPA	Grey plastic lever for enclosures size 57.27, 77.27 and 104.27	10
	CR 06 LPH	Blue plastic lever for HYGENIC enclosures size 44.27	10
	CR LPH	Blue plastic lever for HYGENIC enclosures size 57.27, 77.27 and 104.27	10
Levers for COB panel support			
	CR LCOB	COB plastic lever	10
	COB L	COB plastic lever for coupling with metallic enclosures	10

picture	ILME part No.	description	package
Levers for JEI® enclosures housings			
  	CR 06 LN	Black plastic lever for enclosures size 44.27	10
	CR 10 LN	Black plastic lever for enclosures with single lever size 57.27	10
	CR 16 LN	Black plastic lever for enclosures with single lever size 77.27	10
	CR 24 LN	Black plastic lever for enclosures with single lever size 104.27	10
	CR LN	Black plastic lever for enclosures size 57.27, 77.27 and 104.27	10
	CR 32 LN	Black plastic lever for enclosures size 77.62	10
	CR 15 LJ	Black plastic lever for enclosures size 49.16	10
	CR 25 LJ	Black plastic lever for enclosures size 66.16	10
	CR 06 LVJ	Galvanized steel lever for enclosures size 44.27	10
	CR LVJ	Galvanized steel lever for enclosures size 57.27, 77.27 and 104.27	10
Gaskets for Rigid, C-TYPE, V-TYPE, IL-BRID and JEI® enclosures			
  	CR 03 GKI	NBR flange gasket for CK / MK / CKA / MKA enclosures	10
	CR 03 GKIF	NBR flange gasket for MKA IFC enclosures	10
	CR 03 GKIVG	NBR flange gasket for MKA IVG	10
	CR 03 GKIA4	NBR flange gasket for CKA IA4 / MKA IA4	10
	CR 03 GKIVGR	NBR flange gasket for MKAS IVG 20 reverse mounting	10
	CR 01 GHI	NBR flange and hood gasket for MIXO ONE	10
	CR 08 GQI	NBR flange gasket for CQ 08 I	10
	CR 08 GQIA	NBR flange gasket for CQ 08 IA	10
	CR 06 GHI	NBR flange gasket for (C-TYPE lever) enclosures size 44.27	10
	CR 06 GVI	NBR flange gasket for (V-TYPE, IL-BRID and JEI®-P lever) enclosures size 44.27	10
	CR 10 GHI	NBR flange gasket for (C-TYPE, V-TYPE, IL-BRID and JEI®-P lever) enclosures size 57.27	10
	CR 16 GHI	NBR flange gasket for (C-TYPE, V-TYPE, IL-BRID and JEI®-P lever) enclosures size 77.27	10
	CR 24 GHI	NBR flange gasket for (C-TYPE, V-TYPE, IL-BRID and JEI®-P lever) enclosures size 104.27	10
	CR 15 GZI	NBR flange gasket for IL-BRID and RIGID enclosures size 49.16	10
	CR 25 GZI	NBR flange gasket for IL-BRID and RIGID enclosures size 66.16	10
	CR 50 GHI	NBR flange gasket for C-TYPE enclosures lever size 66.40	10
	CR 32 GHI	NBR flange gasket for (C-TYPE lever) enclosures lever size 77.62	10
	CR 48 GHI	NBR flange gasket for (C-TYPE lever) enclosures lever size 104.62	10
	CR 10 MO	NBR flange gasket for CVI 10 LA enclosure	5
	Gaskets for W-TYPE, E-Xtreme® and 180 °C enclosures		
  	CR 03 GWI	FKM flange gasket for W-TYPE and 180 °C enclosures	10
	CR 03 GWIA4	FKM gasket for CKAW IA4 / MKAW IA4	10
	CR 06 GWI	FKM flange gasket (C-TYPE lever) for enclosures size 44.27	10
	CR 06 GVWI	FKM flange gasket (V-TYPE lever) for enclosures size 44.27	10
	CR 10 GWI	FKM flange gasket for enclosures size 57.27	10
	CR 16 GWI	FKM flange gasket for enclosures size 77.27	10
	CR 24 GWI	FKM flange gasket for enclosures size 104.27	10
	CR 15 GWI	FKM flange gasket for IL-BRID and RIGID enclosures size 49.16	10
	CR 25 GWI	FKM flange gasket for IL-BRID and RIGID enclosures size 66.16	10
	CR 50 GWI	FKM flange gasket W-TYPE and E-Xtreme® for enclosures size 66.40	10
	CR 32 GWI	FKM flange gasket W-TYPE and E-Xtreme® for enclosures size 77.62	10
	CR 48 GWI	FKM flange gasket W-TYPE and E-Xtreme® for enclosures size 104.62	10
	CR 03 GRI	SILICON flange gasket for 180 °C enclosures size 21.21	10
	CR 06 GVR1	FKM flange gasket (V-TYPE lever) for 180 °C enclosures size 44.27	10
	CR 06 GRI	FKM flange gasket (C-TYPE lever) for 180 °C enclosures size 44.27	10
	CR 10 GRI	FKM flange gasket for 180 °C enclosures size 57.27	10
	CR 16 GRI	FKM flange gasket for 180 °C enclosures size 77.27	10
	CR 24 GRI	FKM flange gasket for 180 °C enclosures size 104.27	10
	CR 32 GRI	FKM flange gasket for 180 °C enclosures size 77.62	10
	CR 48 GRI	FKM flange gasket for 180 °C enclosures size 104.62	10
CR 21.21 GMR	FKM gasket for 21.21 male inserts 180 °C	10	

picture	ILME part No.	description	package
Gaskets for EMC enclosures			
	CR 03 GSI	EMC flange gasket for CKAS / MKAS enclosures	10
	CR 08 GSI	EMC flange gasket for CQ 08 I	10
	CR 08 GSIA	EMC flange gasket for CQ 08 IA	10
	CR 06 GSI	EMC flange gasket (C-TYPE lever) for enclosures size 44.27	10
	CR 10 GSI	EMC flange gasket (C-TYPE lever) for enclosures size 57.27	10
	CR 16 GSI	EMC flange gasket (C-TYPE lever) for enclosures size 77.27	10
	CR 24 GSI	EMC flange gasket (C-TYPE lever) for enclosures size 104.27	10
	CR 15 GSI	EMC flange gasket for IL-BRID and RIGID enclosures size 49.16	10
	CR 25 GSI	EMC flange gasket for IL-BRID and RIGID enclosures size 66.16	10
	Top gaskets for surface and bulkhead mounting housings		
	CR 01 GX	Top gasket for MIXO ONE*	10
	CR 06 GH	Top gasket for enclosures size 44.27*	10
	CR 10 GH	Top gasket for enclosures size 57.27*	10
	CR 16 GH	Top gasket for enclosures size 77.27*	10
	CR 24 GH	Top gasket for enclosures size 104.27*	10
	CR 15 GH	Top gasket for enclosures size 49.16*	10
	CR 25 GH	Top gasket for enclosures size 66.16*	10
	CR 50 GH	Top gasket for enclosures size 66.40*	10
	CR 32 GH	Top gasket for enclosures size 77.62*	10
	CR 48 GH	Top gasket for enclosures size 104.62*	10
* we recommend the use of LOCTITE® 406™			
Gaskets for male 21.21 and 32.13 inserts			
	CR 21.21 GM	NBR gasket for 21.21 male inserts	10
	CR 21.21 GMW	FKM gasket for 21.21 male inserts (W-TYPE, E-Xtreme® and 180 °C)	10
	CR 21.21 GMH	SILICON gasket for 21.21 male inserts (HYGENIC)	10
	CR 21.21 GMS	EMC gasket for 21.21 male inserts	10
	CR 32.13 GM	NBR gasket for 32.13 male inserts	5
	CR 08 EMC	EMC gasket for 32.13 male inserts	5
Top and flange gaskets for standard T-TYPE enclosures			
	CR 06 GT	Gasket for TMAP / TCHI size 44.27	10
	CR 10 GT	Gasket for TMAP / TCHI size 57.27	10
	CR 16 GT	Gasket for TMAP / TCHI size 77.27	10
	CR 24 GT	Gasket for TMAP / TCHI size 104.27	10
Flange gasket for HYGENIC 21.21 enclosures			
	CR 03 GKIH	SILICON flange gasket for enclosures size 21.21	10
O-ring gaskets for MIXO pneumatic contacts			
	CR 3/4 PMO	O-ring gasket for CX 1.6 / 3.0 / 4.0 PM	10
	CR 6 PMO	O-ring gasket for CX 6.0 PM	10
	CR 3/6 MPMO	O-ring gasket for CX 3.0 / 4.0 / 6.0 MPM / MPQM / MPAM	10
	CR 8/10 MPMO	O-ring gasket for CX 8.0 / 10 MPM / MPQM	10

picture	ILME part No.	description	package
	CR CJK G	Gasket for CJK 8M RJ45 Universal Adapter Gasket for M25 cable gland to be used with RJ45 universal patch cord adapter	10
Gaskets for CYR cable passing hoods			
	CR 16 GY	Gasket for CYR 16.3	10
	CR 24 GY	Gasket for CYR 24.4	10
Covers for hinged enclosures			
	CR 06 CP	Plastic cover for enclosures size 44.27	10
	CR 10 CP	Plastic cover for enclosures size 57.27	10
	CR 16 CP	Plastic cover for enclosures size 77.27	10
	CR 24 CP	Plastic cover for enclosures size 104.27	10
	CR 32 CP	Plastic cover for enclosures size 77.62	10
	CR 48 CP	Plastic cover for enclosures size 104.62	10
	CR 06 CS	Metal cover for enclosures size 44.27	10
	CR 10 CS	Metal cover for enclosures size 57.27	10
	CR 16 CS	Metal cover for enclosures size 77.27	10
	CR 24 CS	Metal cover for enclosures size 104.27	10
	CR 32 CS	Metal cover for enclosures size 77.62	10
	CR 48 CS	Metal cover for enclosures size 104.62	10
	CR 15 CS	Metal cover for enclosures size 49.16	10
	CR 25 CS	Metal cover for enclosures size 66.16	10
	CR 50 CS	Metal cover for enclosures size 66.40	10
	CR 06 SP	Simplex plastic cover for enclosures size 44.27	10
	CR 10 SP	Simplex plastic cover for enclosures size 57.27	10
	CR 16 SP	Simplex plastic cover for enclosures size 77.27	10
	CR 24 SP	Simplex plastic cover for enclosures size 104.27	10
	CR 15 SP	Simplex plastic cover for enclosures size 49.16	10
	CR 25 SP	Simplex plastic cover for enclosures size 66.16	10
Hinged blocks for enclosures			
	CR HB	Block for standard hinged enclosures	10
	CR SHB	Block for Simplex hinged enclosures size 49.16 and 66.16	10
	CR ZHB	Block for standard hinged enclosures size 49.16 and 66.16	10
Screws			
	CR 21.21 VF	Screw for inserts size 21.21	100
	CR 21.21 VFD	Screw for inserts size 21.21, CD 07 / 08 only	100
	CKR 65	Screw and gasket for inserts size 21.21	10
	CKR 65 D	Screw and gasket for inserts size 21.21, CD 07 / 08 only	10
	CKRH 65	Screw and gasket for inserts size 21.21 (HYGENIC)	10
	CKRH 65 D	Screw and gasket for inserts size 21.21, CD 07 / 08 only (HYGENIC)	10
	CR 32.13 VF	Screw for inserts size 32.13	100
	CR VF	Screw for standard inserts	100
	CRIC M3	Screw for standard inserts without friction system	50
	CRIC M8	Screw for MIXO 300 A	10

picture	ILME part No.	description	package
	CR DF-S	Fixing screw for floating frame Screw for CR 06 / 10 / 16 / 24 DF	4
	CR PD-W	Washer for plastic floating frame Washer for CX 02 / 03 / 04 / 06 PDF /M	4
	CR VATG	Screws for second protective earth terminal Screw for CDA/CDC, CSAH inserts	50
	CR VDTG	Screw for CD 15/25, CDD 38 inserts	50
	CR VNTG	Screw for CD 40 / 64, CDD 24 / 42 / 72 / 108, CQE, CQEE, CNE, CSS, CX 8/24 CCE, CSE, CMSH, CME, CMCE, CSH, CDSH inserts	50
	CR VPTG	Screw for CP, CX 12/2, CX 6/36, CX 4/0, CX 4/2 inserts	50
	CXA 02 TFI	Fixing frames for MIXO TWO enclosures MIXO TWO fixing frame for bulkhead mounting housings	1
	CXA 02 TM	MIXO TWO fixing frame for hoods	1
	CXA 02 TFA	MIXO TWO fixing frame for angled housings	1
	CR 30AP	Protection cover Protection cover and insulating element for MIXO 300 A	5
	CR CGY	Fixing keys Fixing red key for MIXO 100 A – 200 A	100
	CR CX6	Fixing red key for CX 6/6 – MIXO 300 A	100
	CX CFM	Fixing tabs For MIXO frames CX 02 TF /M, CX 03 TF /M, CX 04 TF /M, CX 06 TF /M	100
	CX CFMX	For MIXO CX 04 XF	10
	CX CFMD	For MIXO CX 42 DF /M	10
	CR SC-B	Sleeves for female SC optical inserts and modules Ceramic sleeve	10
	CR SC-H	Metal sleeve	10
	CR 270 CO	Cords for covers Polyamide cord 270 mm for covers with eyelet	10
	CR 320 CO	Polyamide cord 320 mm for covers with loop	10
	CR 270 COX	Inox cord 270 mm for covers with eyelet	10
	CR 320 COX	Inox cord 320 mm for covers with loop	10
	CR CO	Ferrule for fastening the cord	10

WORLDWIDE SALES ORGANIZATION

Headquarters

ILME S.p.A.

Via M.A. Colonna, 9
20149 Milano, Italia
T +39 0234560522
info@ilme.com

France

ILME FRANCE S.A.R.L.

431 rue Roland Garros
Parc d'Activités de l'Aéroport
42160 Andrézieux-Bouthéon
T +33 04 7736 2336
ilme-france@ilme.fr

Sweden

and Nordic Countries

ILME NORDIC AB

Transportvägen 18
246 42 Löddeköpinge
T +46 4618 2800
support@ilme.se

Czech Republic

Representative Office

ILME S.p.A.

Business Center Rokytká
Sokolovská 270/201
Vysocany, Praha 9, 190 00
info@ilme.cz

Japan

ILME JAPAN CO., LTD.

K.I.B.C. Bldg 5-2
Minatojima Minamimachi 5-Chome
Chuo-Ku, Kobe 650-0047
T +81 78 302 2005
info@ilmejapan.co.jp

Germany

ILME GmbH

Max-Planck-Straße 12
51674 Wiehl
T +49 (0)2261 7955 0
technik@ilme.de

United Kingdom

ILME UK LIMITED

50 Evans Road, Venture Point
Speke, Liverpool L24 9PB
T +44 0151 336 9321
sales@ilmeuk.co.uk

China

ILME CHINA CO., LTD.

Room 101, Building 3
188 Xinjunhuan Road, Minhang
Shanghai 201114
T +86 21 6248 9961
info@ilmechina.com

South Korea

ILME KOREA CO.

714, DaeRyung Technotown 20th
5 Gasan Digital 1-Ro, GeumCheon-Gu
Seoul 08594
T +82-2-2225-8432
sales@ilme.kr

www.ilme.com



ILME S.p.A.
Via Marco Antonio Colonna, 9
20149 Milano – Italy
www.ilme.com

XDG SPARE724



Catalogues